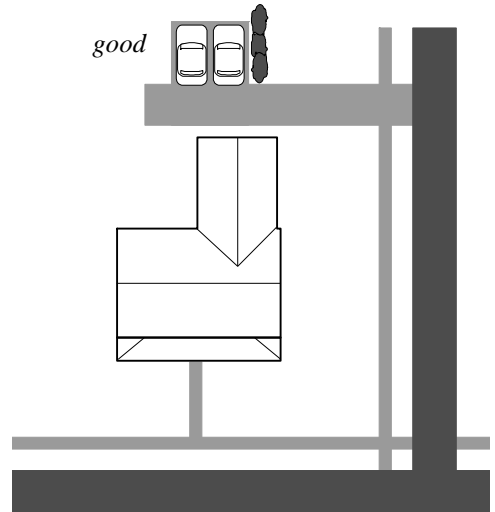
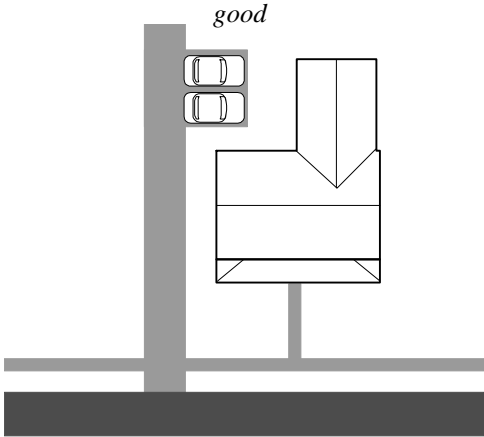
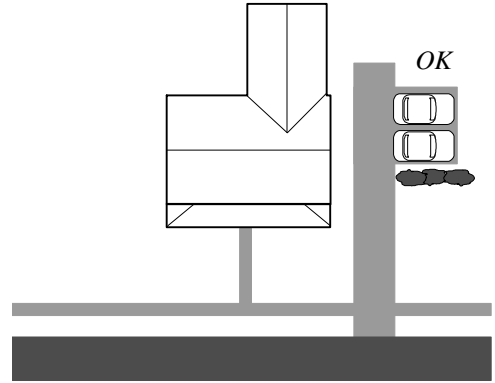
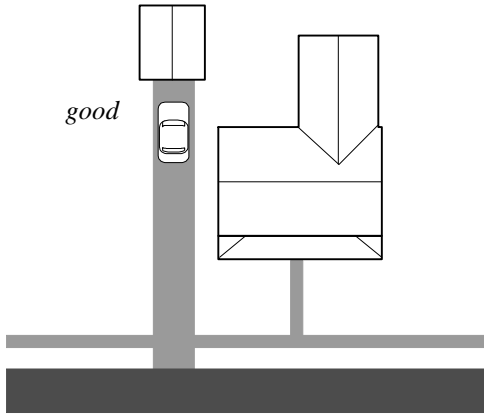




Sidewalks connect the individual properties within the neighborhood and serve the purpose of maintaining and promoting the pedestrian environment and scale typical of historic areas. Entry walks connect individual properties to the sidewalk and the rest of the district. Driveways connect properties to the street and often reflect the area's adaptation to the advent of the automobile. Parking areas are another such adaptation that can have a significant negative impact when improperly placed.

- Maintain and preserve historic sidewalks, walkways, and driveways.
- Respect the established precedent within the district for placement of new entry walks. Walkways within front yards (other than the entry walk) should be kept to a minimum. Rear and side yard walks are generally appropriate.
- Respect the established precedent within the district for placement of new drives – generally straight along the side of the house.
- Locate off-street parking to the side or rear of properties. Side parking should be behind the front wall of the house and screened with evergreen vegetation. The screening vegetation should reach a height of four feet within three years of planting and must be maintained as long as the parking area is in place.
- Use traditional materials for drives and parking: gravel, concrete (not stained or stamped), concrete aggregate, crushed brick, and brick pavers.



*Parking and drives are generally not appropriate for front yards. Place parking to the rear of the property away from public view.*

